

Im Hofstätt 11
D-72359 Dotternhausen
Phone +49 (0)7427 9480-0
Fax +49 (0)7427 9480-7025
e-mail info@proactiv-gmbh.de
www.proactiv-gmbh.com



LITTY 4you Children's wheelchair

Maximum user weight limit 50 kg

Weight from 6.7 kg

A9042100000 € 4,390.00

☐ **Quotation date:** _____

**Consultation was carried out by
Staff at the medical supplies shop:** _____

PRO ACTIV field representative: _____

☐ **Order date:** _____

according to GTC PRO ACTIV GmbH

Medical suppliers/company address:

Cust. no.: _____
Name: _____
Street: _____
Postcode / city: _____
Phone: _____
Fax: _____
E-Mail: _____
Contact: _____

Invoicing address: ☐ **same as company address**

☐ **other** (see below)

Cust. no.: _____
Name: _____
Street: _____
Postcode / city: _____
Phone: _____
Fax: _____
E-Mail: _____
Contact: _____

Shipping address: ☐ **same as company
address**

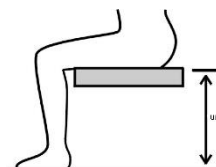
☐ **Other** (see below)

Name: _____
Street: _____
Postcode / city: _____

Customer name/commission:

Surname, _____
forename: _____
Street: _____
Postcode / city: _____
Phone: _____
Fax: _____
E-Mail: _____
D.O.B: _____
Paying
organisation: _____

Body size:



Body height: _____ cm

Weight: _____ kg

Lower leg length: _____ cm

(anatomic dimension: hollow of the knee to the foot sole):

Indication: _____

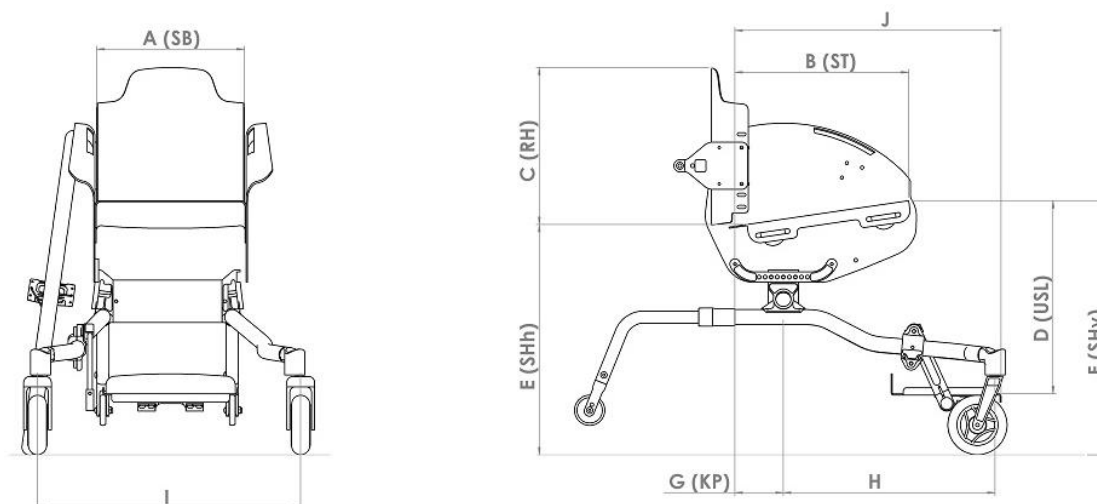
This information is mandatory for further processing.

Basic size

☐ Seat plate and back shell bolted to the side part

Note: Seat plate and back shell, please select separately

Wheelchair dimensions:



Seat width **SB**

<input type="checkbox"/> 16	<input type="checkbox"/> 17	<input type="checkbox"/> 18	<input type="checkbox"/> 19	<input type="checkbox"/> 20	<input type="checkbox"/> 21	<input type="checkbox"/> 22	<input type="checkbox"/> 23
<input type="checkbox"/> 24	<input type="checkbox"/> 25	<input type="checkbox"/> 26	<input type="checkbox"/> 27	<input type="checkbox"/> 28	<input type="checkbox"/> 29	<input type="checkbox"/> 30	<input type="checkbox"/> 31
<input type="checkbox"/> 32	<input type="checkbox"/> 33	<input type="checkbox"/> 34	<input type="checkbox"/> 35	<input type="checkbox"/> 36	<input type="checkbox"/> 37	<input type="checkbox"/> 38	

Seat depth **ST**

<input type="checkbox"/> 18	<input type="checkbox"/> 19	<input type="checkbox"/> 20	<input type="checkbox"/> 21	<input type="checkbox"/> 22	<input type="checkbox"/> 23	<input type="checkbox"/> 24	<input type="checkbox"/> 25
<input type="checkbox"/> 26	<input type="checkbox"/> 27	<input type="checkbox"/> 28	<input type="checkbox"/> 29	<input type="checkbox"/> 30	<input type="checkbox"/> 31	<input type="checkbox"/> 32	<input type="checkbox"/> 33
<input type="checkbox"/> 34	<input type="checkbox"/> 35	<input type="checkbox"/> 36	<input type="checkbox"/> 37	<input type="checkbox"/> 38			

Back height **RH**

<input type="checkbox"/> 20	<input type="checkbox"/> 21	<input type="checkbox"/> 22	<input type="checkbox"/> 23	<input type="checkbox"/> 24	<input type="checkbox"/> 25	<input type="checkbox"/> 26	<input type="checkbox"/> 27	<input type="checkbox"/> 28	<input type="checkbox"/> 29
<input type="checkbox"/> 30	<input type="checkbox"/> 31	<input type="checkbox"/> 32	<input type="checkbox"/> 33	<input type="checkbox"/> 34	<input type="checkbox"/> 35	<input type="checkbox"/> 36	<input type="checkbox"/> 37	<input type="checkbox"/> 38	<input type="checkbox"/> 39
<input type="checkbox"/> 40	<input type="checkbox"/> 41	<input type="checkbox"/> 42	<input type="checkbox"/> 43	<input type="checkbox"/> 44	<input type="checkbox"/> 45				

Lower leg length **USL**

<input type="checkbox"/> 20	<input type="checkbox"/> 21	<input type="checkbox"/> 22	<input type="checkbox"/> 23	<input type="checkbox"/> 24	<input type="checkbox"/> 25	<input type="checkbox"/> 26	<input type="checkbox"/> 27	<input type="checkbox"/> 28	<input type="checkbox"/> 29
<input type="checkbox"/> 30	<input type="checkbox"/> 31	<input type="checkbox"/> 32	<input type="checkbox"/> 33	<input type="checkbox"/> 34	<input type="checkbox"/> 35	<input type="checkbox"/> 36	<input type="checkbox"/> 37	<input type="checkbox"/> 38	<input type="checkbox"/> 39
<input type="checkbox"/> 40	<input type="checkbox"/> 41	<input type="checkbox"/> 42	<input type="checkbox"/> 43	<input type="checkbox"/> 44	<input type="checkbox"/> 45				

Seat height back **SHh**

<input type="checkbox"/> 31	<input type="checkbox"/> 32	<input type="checkbox"/> 33	<input type="checkbox"/> 34	<input type="checkbox"/> 35	<input type="checkbox"/> 36
<input type="checkbox"/> 37	<input type="checkbox"/> 38	<input type="checkbox"/> 39	<input type="checkbox"/> 40	<input type="checkbox"/> 41	<input type="checkbox"/> 42

Seat height front **SHv**

<input type="checkbox"/> 34	<input type="checkbox"/> 35	<input type="checkbox"/> 36	<input type="checkbox"/> 37	<input type="checkbox"/> 38	<input type="checkbox"/> 39	<input type="checkbox"/> 40
<input type="checkbox"/> 41	<input type="checkbox"/> 42	<input type="checkbox"/> 43	<input type="checkbox"/> 44	<input type="checkbox"/> 45	<input type="checkbox"/> 46	<input type="checkbox"/> 47

Tipping point KP

(Front of back tube up to axis middle drive wheel)

_____ cm (if not specified, a default value of 8 cm will be set)

H: Position of the steering wheel bearing block

_____ cm (if not specified: 20" and 22" = 35 cm or 24" = 38 cm)

I: Distance between steering wheel bearing blocks

_____ cm (if not specified: seat width + 19 cm)

J: Distance front edge footrest to rear

_____ cm (if not specified: seat depth + 15 cm)

Deviating dimensions are possible subject to surcharge

Dimensional tolerances according to DIN EN ISO 13920 apply for the design (dimensions in mm)

Degree of accuracy	Up to 30	More then 30 to 120	More then 120 to 400	More then 400 to 1000
C	+/- 1	+/- 3	+/- 4	+/- 6

Frame colour – one-colour design

Frame, side parts and seat system

Information about current colour designs and example images at: www.proactiv-gmbh.de/farben.php

frame colour: Selection from colour palette

Frame colour is specified when ordering

☒ A9000100170-000

Powder coatings

White RAL 9016

☒ gloss A9000100170-023

☐ matt A9000100170-123 € 40.10

Brilliant silver

☒ gloss A9000100170-011

Anthracite RAL 7016

☒ gloss A9000100170-001

☐ matt A9000100170-101 € 40.10

Black RAL 9005

☒ gloss A9000100170-003

☐ matt A9000100170-019 € 40.10

Pure orange RAL 2004

☒ gloss A9000100170-022

☐ matt A9000100170-122 € 40.10

Pink magenta RAL 4010

☒ gloss A9000100170-037

☐ matt A9000100170-137 € 40.10

Pastel blue RAL 5024

☒ gloss A9000100170-036

☐ matt A9000100170-136 € 40.10

Lemon green

☒ gloss A9000100170-005

☐ matt A9000100170-105 € 40.10

Yellow RAL 1023

☒ gloss A9000100170-046

☐ matt A9000100170-146 € 40.10

Red RAL 3001

☒ gloss A9000100170-047

☐ matt A9000100170-147 € 40.10

Lagoon blue

☒ gloss A9000100170-052

☐ matt A9000100170-152 € 40.10

Athletic grey

☒ gloss A9000100170-050

☐ matt A9000100170-150 € 40.10

Muddy grey

☒ gloss A9000100170-051

☐ matt A9000100170-151 € 40.10

“Dormant” powder coatings

Deep black, silver effect

☒ gloss A9000100170-007

Sky blue

☒ gloss A9000100170-017

Marine blue

☒ gloss A9000100170-045

☐ matt A9000100170-145 € 40.10

Electric green

☒ gloss A9000100170-015

☐ matt A9000100170-115 € 40.10

Violet

☒ gloss A9000100170-044

Fire red

☒ gloss A9000100170-018

☐ matt A9000100170-118 € 40.10

Frame colour – “liquid coating” one-colour design

Frame, side parts and seat system

€ 323.20

Storm (ice blue)

☐ gloss A9000100170-500

☐ matt A9000100170-501

Coffee

☐ gloss A9000100170-520

☐ matt A9000100170-521

Prairie (rose gold)

☐ gloss A9000100170-504

☐ matt A9000100170-505

Pearl (mother of pearl-white)

☐ gloss A9000100170-524

☐ matt A9000100170-525

Berry

☐ gloss A9000100170-526

☐ matt A9000100170-527

Blue ocean

☐ gloss A9000100170-522

☐ matt A9000100170-523

Emerald (emerald green)

☐ gloss A9000100170-514

☐ matt A9000100170-515

Mint

☐ gloss A9000100170-528

☐ matt A9000100170-529

Chilli

☐ gloss A9000100170-516

☐ matt A9000100170-517

Frame colour – two colour designs

Note: Frames with two colour designs in the gloss level of the design colour.

- ☐ **Two-colour design comprising one frame colour and a second colour for the side parts or seat plate and back shell** € 248.30
A9042100170-200

Please select from the following colours:

Two-colour coating Litty comprising one base colour on the frame with axle tube and second colour coating for the side parts and, if desired, the seat system. Choice of single colour design:

A: frame colour: A9000100170- ☐ ☐ ☐

B: side part colour: A9000100170- ☐ ☐ ☐

Colour for seat plate and back shell: ☐ A or ☐ B

Colour - Attachment parts

Note: If no specifications have been made, the caster fork and bearing block are mounted in black.

Drive wheel: Aluminium rim, hub and spokes

- ☐ Black A9000100171-003

Caster fork and bearing block

- ☐ Silver A9000100173-011
☐ Black A9000100173-003

Attachment parts colour design according to customer desires:

Drive wheel: Aluminium rim and design inlet¹

- ☐ Pure orange RAL 2004 A9000100171-022 € 193.10
☐ White RAL 9016 A9000100171-023 € 193.10
☐ Frame colour A9000100171-999 € 230.80
☐ Selection of single colour coating (deviating from the frame colour) A9000100171-998 € 267.10
Colour: _____
A9000100170- ☐ ☐ ☐

Caster wheel: 5" aluminium rim² (3-spoke design)

- ☐ Pure orange RAL 2004 A9000100174-022 € 44.40
☐ White RAL 9016 A9000100174-023 € 44.40
☐ Frame colour A9000100174-999 € 69.50
☐ Selection of single colour coating (deviating from the frame colour) A9000100174-998 € 80.60
Colour: _____
A9000100170- ☐ ☐ ☐

Special colour requests (frame or attachment parts)

Frame colour individual procurement Selection from RAL colour palette

- ☐ A9000100170-100 € 383.10

Degree of gloss

- ☐ gloss
☐ matt

Colour designation

RAL number

Note: Attachment parts **not** possible in design colours

¹ Only in conjunction with Liteline hub (for drive wheel aluminium rim with 18 spokes)

² Only in conjunction with 5" caster wheel aluminium rim 3-spoke design easy running A9000501200 or good shock absorption A9000501210

Push handles

Central push handle, aluminium

- ☒ A9042401085-K
height-adjustable
Holder welded on the middle on the back cross bar



Central push handle, aluminium with foldable handle area

- ☐ A9042401084-K € 94.90
Height-adjustable and foldable in the handle area via toothed joint
Holder welded on the middle on the back cross bar
Approved up to a body weight of 50 kg



Aluminium central push handle for brake handles with fold away handle area

- ☐ A9042401086-K € 131.20
Height-adjustable and foldable in the handle area via toothed joint
Holder welded on the middle on the back cross bar
Approved up to a body weight of 50 kg
Only in conjunction with A9042701020 parking knee lever brake for accompanying person




Safety push handles back-positioned

- ☐ Length: 45 cm
max. height = SHh + approx. 53 cm
A9042401075-K001
- ☐ Length: 55 cm
max. height = SHh + approx. 63 cm
A9042401075-K002
continuous height adjustment,
Safety push handle holder mounted on the back cross bar



Aluminium push handle bar closed, foldable via toothed joint

- ☐ A9042401069-K € 360.50
continuous height adjustment
push handles shifted to the back



Back equipment

Ergonomic aluminium back shell

- ☐ A9042802210-K € 408.30
in frame colour
from RH 20 cm, from SB 16 cm



Back cushion for ergonomic back shell

- ☐ A9042802220-K € 201.80
Cushion thickness 2 cm
Cover:
- ☐ Black, breathable, open surface
 - ☐ Black, breathable, closed surface
- If not specified, the cover fabric "black, breathable, open surface" is delivered.




Equipment without back shell and back padding

- ☒ A9042802011

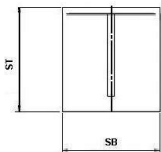
Seat system

Aluminium seat plate

☒ A9042801210-K
in frame colour
bolted between the aluminium side parts,
adjustable in height, angle and depth

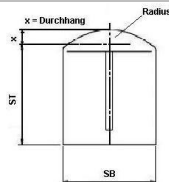


Seat cushion



Seat cushion in rectangular contour Inlet: Standard

☐ A9000805180-K* € 106.60



Seat cushion with radius contour Inlet: Standard

☐ A9000800300-K* € 148.00

Seat cushion height:

☐ 3 cm ☐ 5 cm
☐ 4 cm ☐ 6 cm

Seat cushion in rectangular contour Inlet: Anti-Decubitus

☐ up to 30x30 cm
A9000805204-K* € 276.20

☐ >30x30 up to
50x50 cm
A9000805200-K* € 401.90

Seat cushion with radius contour Inlet: Anti-Decubitus

☐ up to 30x30 cm
A9000800311-K* € 326.50

☐ >30x30 up to
50x50 cm
A9000800310-K* € 443.70

Seat cushion height:

☐ 4 cm
☐ 6 cm

Cover:

☐ Black, breathable, open surface
☐ Black, breathable, closed surface
If not specified, the cover fabric "black, breathable, open surface" is delivered.

☐ Seat cushion is existing

Brand/type _____

Cushion height _____ cm

You can also find the seat cushions on our separate "PRO ACTIV Seat and Back Systems" order sheet

Drive wheel camber

6° drive wheel camber

☒ A9042202010

8° drive wheel camber

☒ A9042202020

9.5° drive wheel camber

☒ A9042202060

11° drive wheel camber

☒ A9042202030

13° drive wheel camber

☒ A9042202040

15° drive wheel camber

☒ A9042202050

E-adaptations

Preparation for "e-motion" mounting

☐ A9042201200* € 465.00

Equipment: e-motion torque support,
1/2" axle and socket length 50.8 mm (2")
Up to 40 kg: 9.5° camber, over 40 kg: 6° and 8°
camber
Only in conjunction with 22" or 24" drive wheels
and mounting of anti-tipping supports in pairs.
Please choose "Adaptations" under the
selection.

Wheelchair delivery to

☐ Alber GmbH
(Please also enter on p.1 under "Shipping
address, other")
☐ Specialist dealer



Brake system

Brake system push to lock

☒ A9042701010
Brake lever integrated in side part



Parking knee lever brake for accompanying person


☐ A9042701020 € 429.10
Push handle operation via Bowden cables
Only in combination with knee lever brake and push handles



Footrest

Footrest fixed

☒ A9042601010-K
adjustable in height, depth and angle
incl. footplate support covered with anti-slip film



Foot support folds up to the rear

☐ A9042602010-K € 265.10
incl. footplate support covered with anti-slip film



Adaptations

Anti-tipping support, pivotable upwards

☐ right side € 191.50
A9042301160-12*
☐ left side € 191.50
A9042301160-22*
removable using Quick-pin



Outdoor wheel attachment with steering fork

☐ A9042900200-K € 782.00
Equipped with straight-running lock
can be removed from the wheelchair via quick release lever
with swivelling pneumatic tyre 12.1/2 x 2.1/4" caster wheel
can be removed from the support tube via quick-release axle
for maximum ground pressure at the steering attachment of 30 kg



Outdoor wheel attachment, rigid without steering function

☐ A9042900100-K € 695.80
suitable for pushing by an accompanying person,
with pneumatic tyre 12.1/2 x 2.1/4" caster wheel
for maximum ground pressure at the steering attachment of 30 kg



3" caster wheel

3" Skate wheel (80 mm)

☐ A9000501110 € 65.40
puncture-proof



4" caster wheel

4" caster wheel "Standard" solid rubber black

☐ A9000501011-004
(82A), puncture-proof



4" Skate wheel (100 mm)

☐ A9000501120 € 65.40
puncture-proof



4" safety light-up wheel (100 mm)

☐ A9000501220 € 87.60
puncture-proof



4" Frog Legs caster wheel (100 mm)

☐ A9000501230 € 196.50
with replaceable rubber 6 mm, puncture-proof
Colour: Black, silver rim
Incl. hair guard spacer (5.3 mm)



5" caster wheel

5" caster wheel "Standard" PU black

☐ A9000501036-005
(82A), puncture-proof



5" Caster wheel "Standard" PU grey

☐ A9000501031-005
(82A), puncture-proof



5" safety light-up wheel (125 mm)

☐ A9000501221 € 87.60
puncture-proof



5" Aluminium rim 3-spoke design "easy running"

☐ Silver, anodised A9000501200 € 160.50
☐ black A9000501201 € 160.50
With exchangeable rubber ring 3 mm hard, puncture-proof
Incl. hair guard spacer (3 mm)



5" aluminium rim 3-spoke design "Good shock absorption"

☐ Silver, anodised A9000501210 € 166.30
☐ black A9000501211 € 166.30
with replaceable rubber 6 mm medium hard, puncture-proof
Incl. hair guard spacer (3 mm)



5" Frog Legs caster wheel (125 mm)

☐ A9000501232 € 196.50
with replaceable rubber 6 mm, puncture-proof
Colour: Black, silver rim
Incl. hair guard spacer (5.3 mm)



Caster fork

Caster fork colours, see "Component colours"

Caster fork Standard

☒ A9000500100-K001
with screwed axle

☐ A9000500100-K002 € 154.80
with quick-release axle



Caster fork, short

suitable for 4" caster wheels

☒ A9000500110-K001
with screwed axle

☐ A9000500110-K002 € 154.80
with quick-release axle



Caster fork spare wheel LITTY

☐ A9000500300-K € 274.40

with quick-release axle
Article is without caster wheel. In case a
caster wheel is requested, please put a cross
on a second selection in the category "Caster
wheels".



Drive wheels

Drive wheel, aluminium rim, 18 spokes with Liteline hub

radially spoked
Inlet in frame colour



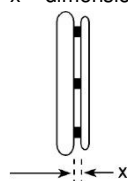
☒ 20" (ETRTO 451)
A9000203053

☒ 22" (ETRTO 489)
A9000203063

☐ 24" (ETRTO 540)
A9000203123

Handrims

x = dimension handrim attachment



Handrim attachment
General:

- ☐ x = 11 mm
☐ x = 19 mm

Handrim attachment
Curve handrim:

- ☐ x = 10 mm
☐ x = 18 mm

Unless otherwise specified, the handrim is mounted closely (11 mm / 10 mm)

Stainless steel Ø 20 mm

☒ 20" handrim for
20" wheel
A9000205010-001

☒ 22" handrim for
22" wheel
A9000205010-002

☒ 24" handrim for
24" wheel
A9000205010-004



Aluminium Ø 19 mm silver anodised

☒ 24" handrim for
24" wheel
A9000205019-004



Aluminium Ø 16 mm powder coated in the frame colour

(basic colour with two-colour design)

☐ = Gloss surface

☐ = Matt surface

Note: Matt coating is not recommended due to
the low grip.

☐ 20" handrim for
20" wheel € 63.10
A9000205021-001

☐ 22" handrim for
22" wheel € 63.10
A9000205021-002



<p>Aluminium ø 19 mm powder coated in frame colour (basic colour with two-colour design)</p> <p><input type="checkbox"/> = Gloss surface <input type="checkbox"/> = Matt surface</p> <p>Note: Matt coating is not recommended due to the low grip.</p> <p><input type="checkbox"/> 20" handrim for 20" wheel A9000205020-001 € 63.10</p> <p><input type="checkbox"/> 22" handrim for 22" wheel A9000205020-002 € 63.10</p> <p><input type="checkbox"/> 24" handrim for 24" wheel A9000205020-004 € 63.10</p> 	<p>Aluminium ø 16 mm polished and hard-anodised</p> <p><input type="checkbox"/> 20" handrim for 20" wheel A9000205031-001 € 152.50</p> <p><input type="checkbox"/> 22" handrim for 22" wheel A9000205031-002 € 152.50</p> 	<p>Aluminium ø 19 mm polished and hard-anodised</p> <p><input type="checkbox"/> 20" handrim for 20" wheel A9000205030-001 € 152.50</p> <p><input type="checkbox"/> 22" handrim for 22" wheel A9000205030-002 € 152.50</p> <p><input type="checkbox"/> 24" handrim for 24" wheel A9000205030-004 € 152.50</p> 
<p>Titanium ø 19 mm</p> <p><input type="checkbox"/> 24" handrim for 24" wheel A9000205040-004 € 310.30</p> 	<p>Silicone handrim cover</p> <p><input type="checkbox"/> for 20" handrim A9000205100-001 € 215.20</p> <p><input type="checkbox"/> for 22" handrim A9000205100-002 € 215.20</p> <p><input type="checkbox"/> for 24" handrim A9000205100-004 € 215.20</p> <p>Surface without structure compatible with handrim Ø 19 mm or Ø 20 mm.</p> 	<p>Ultra-Grip "very grippy"</p> <p><input type="checkbox"/> 20" handrim for 20" wheel A9000205070-001 € 372.10</p> <p><input type="checkbox"/> 22" handrim for 22" wheel A9000205070-002 € 372.10</p> <p><input type="checkbox"/> 24" handrim for 24" wheel A9000205070-004 € 372.10</p> 
<p>Ergo-Grip</p> <p><input type="checkbox"/> 20" handrim for 20" wheel A9000205080-001 € 377.90</p> <p><input type="checkbox"/> 22" handrim for 22" wheel A9000205080-002 € 377.90</p> <p><input type="checkbox"/> 24" handrim for 24" wheel A9000205080-004 € 377.90</p> <p>Attachment fitting to the rim!</p> 	<p>Maxgrepp with cell and natural rubber cover very good grip, soft</p> <p><input type="checkbox"/> 20" handrim for 20" wheel A9000200788 € 377.90</p> <p><input type="checkbox"/> 22" handrim for 22" wheel A9000200789 € 377.90</p> <p><input type="checkbox"/> 24" handrim for 24" wheel A9000200787 € 377.90</p> 	<p>Curve black anodised, ergonomic handrim profile</p> <p><input type="checkbox"/> 22" handrim for 22" wheel H 24 mm A9000205130-002 € 370.60</p> <p><input type="checkbox"/> 24" handrim for 24" wheel H 24 mm A9000205130-004 € 370.60</p> 

<p>Curve powder-coated, ergonomic handrim profile</p> <p><input type="checkbox"/> = Frame colour (gloss surface) <input type="checkbox"/> = Black (gloss surface)</p> <p><input type="checkbox"/> 24" handrim for 24" wheel H 24 mm A9000205135-004 € 432.40</p> 	<p>Curve Grip, with Tetra-Grip coating ergonomic handrim profile</p> <p><input type="checkbox"/> 24" handrim for 24" wheel H 24 mm A9000205155-004 € 481.40</p> 	<p>Quadro, with Tetra-Grip coating</p> <p><input type="checkbox"/> 24" handrim for 24" wheel A9000205170-004 € 492.90</p> 
<p>Gekko black anodised</p> <p><input type="checkbox"/> 22" handrim for 22" wheel A9000205175-002 € 477.30</p> <p><input type="checkbox"/> 24" handrim for 24" wheel A9000205175-004 € 477.30 with a robust and replaceable silicone lip, fully integrated into the profile Profile height 31 mm</p> 	<p>Gekko silver anodised</p> <p><input type="checkbox"/> 24" handrim for 24" wheel and 25" wheel A9000205185-004 € 488.80 with a robust and replaceable silicone lip, fully integrated into the profile Profile height 31 mm</p> 	<p>Gekko S</p> <p><input type="checkbox"/> 22" handrim for 22" wheel A9000205195-002 € 477.30</p> <p><input type="checkbox"/> 24" handrim for 24" wheel A9000205195-004 € 477.30 black with a robust and replaceable silicone lip, fully integrated into the profile Profile height 24 mm</p> 
<p>Equipment without handrims</p> <p><input checked="" type="checkbox"/> A9000205990</p>		
<p>Spoke guard</p>		
<p>Finger- and spoke guard "transparent"</p> <p><input type="checkbox"/> for 20" wheel A9000206300-001 € 191.50</p> <p><input type="checkbox"/> for 22" wheel A9000206300-002 € 191.50</p> <p><input type="checkbox"/> for 24" wheel A9000206300-004 € 191.50</p> 		

Tyres

Schwalbe "RightRun" High-pressure tyre

☒ 22x1" (489-25)
A9000204001-002

☐ 24x1" (540-25)
A9000204001-004

Colour: black
7.5 bar



Schwalbe "RightRun" High-pressure tyre

☒ 20x1" (451-25)
A9000204000-001

☐ 22x1" (489-25)
A9000204000-002

☐ 24x1" (540-25)
A9000204000-004

Colour: Grey, black wall
7.5 bar



Schwalbe "MarathonPlus Evolution" with "smart guard" puncture protection and reflector strips

☐ 22x1" (489-25)
A9000204030-002

€ 45.50

Colour: black
10 bar



Schwalbe "MarathonPlus Evolution" with "smart guard" puncture protection

☐ 24x1" (540-25)
A9000204030-014

€ 45.50

Colour: black
10 bar



Schwalbe "MarathonPlus" with "smart guard" puncture protection

☐ 24x1" (540-25)
A9000204030-004

€ 45.50

Colour: Grey, black wall
10 bar




Accessories

Through axle with assistance, Large push button

☐ A9000200096

€ 97.80

Interlock dimension: 122 / 110 mm
Axle diameter: 12 mm
Not in conjunction with lockable drive wheel
axle clip "Tetra Clip",
Not in combination with one-hand drive



Hand air compressor with pressure gauge

☐ A9000901100

€ 98.30

up to 14 bar



Length-adjustable safety belt with buckle

☐ A9000902100

€ 74.60



Adjustable safety belt with hook and fastener

☐ A9000902110

€ 59.60



Accessory bag

☐ A9000903600

€ 70.30

17 cm x 13cm x 5 cm



Transport bag for drive wheels

☐ for 24" wheel
Ø 76 cm x 2 cm
A9000903530-004

€ 71.90



Therapy table

☐ Width 350 mm
A9000902800-001 € 444.00

removable table plate from Lexan,
transparent, with front edging,
with 2 pieces. Positioning stops Ø 25 mm
(for adaptation to frame tube diameter Ø 25
mm)



Further accessories, e.g., adaptive bikes, steering attachments, etc. see separate order sheet or www.proactiv-gmbh.com

Notes and remarks:

Location, Date**Signature End customer/dealer**

The signature field is intended for the consultant and insured person. This confirms that the intended equipment is intended for the insured person.

- 13 - 2023-02-16 / The prices are plus statutory value-added tax and shipping costs ☐ = Included in the basic price ☒ = Position selected

Order sheet LITTY 4you Rev. 04 UK