



## NJ1 e-assistant

up to 120 kg trailer load and 10 kg payload  
4 different basic models for different purposes,  
equipped with:

- Docking plate for quick connection to the „Quick-Snap Adapter“
- A-shaped handles with integrated switching and brake fittings
- hydraulic disk brake system, right side operation
- additional brake, operation on the handle on the left with locking bar for use as parking brake
- chain protection tube
- starting assistant (throttle) for travelling without moving the crank up to 6 km/h
- Parking stand
- Lighting set
- Mudguard
- Colour display sMMi Z15 Connect
- Drinking bottle with holder
- Drive unit black

## Drive Neodrives

Torque 12/40 Nm, power 250 Watt

Wheel size:

- |   |            |
|---|------------|
| <input type="checkbox"/> 20" (ETRTO 406)<br>A9116100011-020 | € 6,880.00 |
| <input type="checkbox"/> 24" (ETRTO 507)<br>A9116100011-024 | € 6,880.00 |

>> Expected to be available from August 2026 <<

**Quotation date:** \_\_\_\_\_

**Consultation was carried out by**  
**Staff at the medical supplies shop:** \_\_\_\_\_

**Enquiry no.:** \_\_\_\_\_

**Order date:** \_\_\_\_\_

according to GTC PRO ACTIV Reha-Technik GmbH

**Order no.:** \_\_\_\_\_

### Medical suppliers / company address:

**Cust. no.:** \_\_\_\_\_

**Name:** \_\_\_\_\_

**Street:** \_\_\_\_\_

**Postcode / city:** \_\_\_\_\_

**Phone:** \_\_\_\_\_

**Fax:** \_\_\_\_\_

**E-Mail:** \_\_\_\_\_

**Contact:** \_\_\_\_\_

**Different invoicing address (see below)**

**Cust. no.:** \_\_\_\_\_

**Name:** \_\_\_\_\_

**Street:** \_\_\_\_\_

**Postcode / city:** \_\_\_\_\_

**Different shipping address (see below)**

**Cust. no.:** \_\_\_\_\_

**Name:** \_\_\_\_\_

**Street:** \_\_\_\_\_

**Postcode / city:** \_\_\_\_\_

### Customer name / commission:

**ID / Comm. No.:** \_\_\_\_\_

**Surname, forename:** \_\_\_\_\_

**Street:** \_\_\_\_\_

**Postcode / city:** \_\_\_\_\_

**Phone:** \_\_\_\_\_

**E-Mail:** \_\_\_\_\_

**D.o.B.:** \_\_\_\_\_

**Paying organisation:** \_\_\_\_\_

**Indication:** \_\_\_\_\_

### Body size

Body height: \_\_\_\_\_ cm

Upper body height: \_\_\_\_\_ cm

Weight: \_\_\_\_\_ kg

This information is necessary for checking!

## Batteries Neodrives

The specified ranges depend on the distance profile, user weight and speed.

### Battery Neodrives DT 36V 16Ah 576Wh

Range approx. 45 km - 75 km

- A9116900116  
mounted on the left of the fork



### Double Battery Neodrives DT 36V 16Ah 576Wh

Range approx. 85 km - 150 km

- A9116900118      € 1,290.40

Montage beidseitig an der Gabel,  
Umsteckvorrichtung an der Tretlagerstütze  
montiert zum einfachen Wechsel zwischen den  
Akkus über den Magnetstecker



## Derailleur gears

### Shimano Deore 1x11 Rapid Fire 11-speed derailleur

- A9110200032  
mechanical derailleur gear with operation on  
the handle. 11-speed cassette 11-42 teeth

#### Selection of the chainring:

- 32 teeth      recommended for  
24" drive wheel
- 38 teeth      recommended for  
20" drive wheel
- 42 teeth      for lower crank  
frequency or driving  
at higher speeds



### Shimano Deore XT 1x11 Rapid Fire 11-speed derailleur

- A9110200034      € 192.20

mechanical derailleur gear with control on the  
handle. 11-speed cassette 11-42 teeth  
top chain ring with chain guards

#### Selection of the chainring:

- 32 teeth      recommended for  
24" drive wheel
- 38 teeth      recommended for  
20" drive wheel
- 42 teeth      for lower crank  
frequency or driving  
at higher speeds



### Shimano Deore XT 1x11 DI2 with push button operation 11-speed derailleur

- A9110200035      € 1,486.10

electronic derailleur gear with operation on the  
handle. 11-speed cassette 11-42 teeth

Operation: right side  left side

If not specified, the operation will be mounted  
on the „right side“.

#### Selection of the chainring:

- 32 teeth      recommended for  
24" drive wheel
- 38 teeth      recommended for  
20" drive wheel
- 42 teeth      for lower crank  
frequency or driving  
at higher speeds



### Shimano Deore XT 1x11 DI2 with chin control 11-speed derailleur

- A9110200033      € 1,631.10

electronic derailleur gear with chin control  
(tetra equipment).

11-speed cassette 11-42 teeth

#### Selection of the chainring:

- 32 teeth      recommended for  
24" drive wheel
- 38 teeth      recommended for  
20" drive wheel
- 42 teeth      for lower crank  
frequency or driving  
at higher speeds



## Gear change accessories

### Mountain drive 2.5 : 1 Hill reduction

A9100200003      € 797.40

Planetary gearbox for doubling the gears.  
Allows you to shift downhill while standing still.  
As standard with 38 teeth chainring.  
In combination with grip width 40 cm, 45 cm,  
48 cm or 53 cm




## Brake system

### Mechanical parking disk brake can be operated via the spreader

A9110300002      € 84.60

mounted on the bottom bracket support,  
brake handle on the handle, left side is omitted



### Driving brake - supplement for the mechanical parking brake

A9117300120      € 116.10

The parking disc brake is supplemented with a  
brake handle on the left. Thus, the mechanical  
disc brake can be used as a driving brake and  
parking brake.


### Powerful braking system with brake disc Ø 203 mm

A9110300105      € 83.10

Recommended from 80 kg trailer load or body  
weight.

Not required if the hydraulic coaster disc brake  
is selected

Not in combination with a Rohloff gear system



### Double powerful brake system brake disk Ø 203 mm

for 20"  
A9110300100-020      € 172.50

locking function can be activated using the  
locking bracket on the handle.

for 24"  
A9110300100-024      € 347.10

can be operated as a parking brake together  
with V-brake rim brake using the locking lever.  
Recommended from 100 kg trailer load

### Mechanical backpedal disk brake with crank release function

A9110300004      € 738.40

compatible with derailleur and free-running  
shifting hub.

In combination with:

- Grip width 45 cm, 50 cm, 53 cm or 58 cm
  - Pedal crank crank lengths 155 mm or 175 mm  
up to 120 kg body weight
- Not in combination with Mountaindrive 2.5 : 1  
gear reduction for hills

## Tyres

### Schwalbe „Marathon Plus“

20x1,75" (406-47)  
A9130105128

24x1,75" (507-47)      € 28.70  
A9110105135

unpuncturable, with anti-puncture belt  
Smart Guard



## Dimensions

### Crank type and grip width

#### Standard crank

- grip width 40 cm  
A9110500100-040
- grip width 45 cm  
A9110500100-045
- grip width 50 cm  
A9110500100-050

#### Tetra crank (flared)

with extended crank arms for maximum upper body space

- grip width 48 cm (176 mm)  
A9110500100-048
- grip width 53 cm (226 mm)  
A9110500100-053
- grip width 58 cm (276 mm)  
A9110500100-058

#### Standard pedal crank

- length 155 mm  
A9110600100-155
- length 175 mm  
A9110600100-175
- length 195 mm  
A9110600100-195




#### Tetra pedal crank

- length 155 mm  
A9100600105-155      **€ 136.10**
- length 175 mm  
A9100600105-175      **€ 136.10**
- individual length  
195 mm to 140 mm      **€ 258.70**  
A9100600100



#### Fixed bottom bracket support

- L (X/Y 158/362 mm)  
A9110501100-002
- XL (X/Y 158/410 mm)      **€ 66.70**  
A9110501100-006
- XXL (X/Y 170/465 mm)      **€ 66.70**  
A9110501100-007



#### Adjustable bottom bracket support

the angle and length can be adjusted via the clamped rotary point on the fork bridge and length.

For the pre-setting, please specify the bottom bracket support size that comes as close to your desired position.

- M (300 mm)      **€ 232.10**  
A9110500001-001
- L (370 mm)      **€ 232.10**  
A9110500001-002
- XL (420 mm)      **€ 232.10**  
A9110500001-003

If not specified, the adjustable bottom bracket support will be delivered in XL. Available up to size XL.



## Handles

### Palm rest on the handle

- A9110601200 € 102.80  
upholstered, bolted, angle-adjustable.



### Tetra hand support, pivotable, adjustable grip distance

- A9110601101 € 169.40



### Tetra backrest swivel and adjustable grip width

- A9110601102 € 191.60  
very stiff external support as round tube  
Ø 20 mm with foam rubber coating  
Not in combination with Tetra hand support  
pivotable



### Tetra ergonomic handle, freestanding

- A9100600001 € 164.60  
crank handles arranged vertically  
can be combined with all other handle options



### Tetra shell handles

- A9110601100 € 172.40



## Accessories Bike

### Black aluminum mudguard

- A9116500005 € 112.40  
Only in combination with 20" drive wheel

### Schutzblech und Kettenschutzscheibe individuelle Farbauswahl

- A9116500010 € 248.60  
from colour palette one-colour design  
powder colours wheelchair  
A9000100170- \_ \_ \_ \_  
Colour: \_\_\_\_\_  
Only in combination with 20" drive wheel

### LED lighting set for Neodrives System

- A9116900002 € 151.70  
LED front headlight powered by the drive  
system battery  
Rear light as plug-in light with battery power  
supply  
Lighting set from the basic equipment is not  
included



### Bracket Ø 22 mm x 42 mm for mounting accessories (tacho, lighting, etc.)

- A9110903271 pcs. á € 23.20  
Colour: natural anodized  
\_\_\_\_\_ piece



### Maneuvering castors for parking stand

- A9110900017 € 122.10  
Maneuvering castors mounted on the parking  
stand via inlet



### Maneuvering handle mounted on the chain guard

- A9110500000 € 64.00  
with foam rubber coating

### Aluminum luggage rack „cargo systems”

A9110903290 € 188.80

Colour: black  
max. load weight on the loading platform 10 kg,  
max. 15 kg in conjunction with luggage bags at  
lower loading height.



### Balancing weight for battery

A9116900000 € 128.30

with drinking bottle and holder.  
For compensating the weight of the  
rechargeable battery when using the NJ1 with  
only one rechargeable battery and for  
improving traction.



### Operating satellite on the handle

Mounting: Right side  Left side   
If not specified, the mounting is on the left side.

with existing support line (laid along a  
brake line)  
 A9116200000 € 103.10

without existing support line (an additional  
blind line is required)

A9116200001 € 146.20

## Options for users with reduced functions

### Lever extension excenter lock for Quick Snap connection


Makes it easier to open and close the Quick  
Snap adapter. Tetra version

A9110700005 € 73.90

straight design  
only in combination with rigid frame adapter

A9110700006 € 73.90

curved design  
only in combination with front adapter



### Adaptation help for centering pin

A9110700002 € 55.00

to simplify the insertion of the central adapter.



### Parking stand with operating lever for high operating comfort

A9110900004 € 58.70

with longer operating lever

### Chest strap for upper body fixation

size S (105 cm) € 241.80  
A9000800016

size M (125 cm) € 241.80  
A9000800013

size L (145 cm) € 241.80  
A9000800014

size XL (165 cm) € 241.80  
A9000800017

consisting of elastic webbing material in  
combination with neoprene with Velcro and  
operating tab.

Colour: black



## Frame adapter

### SPEEDY rigid frame adapter with „Quick-Snap-Adaption“

A9110700141 € 537.20

with quick-release clamp and centering pin holder  
Colour: black

Please select accordingly:

**Centring pin for Ø 25 mm**  
for A1 and A2

A9110700022

**Centring pin for Ø 40 mm**  
for 4all, 4all Ergo, 4you Ergo, F2, F3 and 4teen

A9110700023



### TRAVELER folding frame adapter with „Quick-Snap-Adaption“

A9110701300 € 537.20

with quick-release clamp and centering pin holder on the folding mechanism  
Colour: black



### BUDDY rigid frame adapter with „Quick-Snap-Adaption“

A9110701400 € 537.20

with quick-release clamp and centering pin mount on the frame  
Colour: black



### Wheelchair front adapter with universal clamp and „Quick-Snap-Adaption“

A9110701500 € 572.30

Adapter attachment to the wheelchair stem.  
Operation on the right-hand side.

Mounting situation for PA products:  
Straight front end from SB 31 cm to 54 cm  
V-shaped front end from SB 30 cm to 50 cm

Please select the frame clamp below:

clamping range 95 mm  
A9110701525

Tube diameter 23-27 mm

clamping range 95 mm  
A9110701530

Tube diameter 28-32 mm

clamping range 95 mm  
A9110701535

Tube diameter 33-37 mm

PLEASE NOTE:

If the exact tube diameter is not specified, an adapter for a tube diameter of 23 - 27 mm will be delivered as standard.

Please select the clamping sleeve below:

clamping sleeve [80 mm]  
included as standard  
for close clearance between footrest and drive wheel.

PLEASE NOTE:

If not specified, the clamping sleeve with 80 mm length will be delivered.

clamping sleeve [110 mm] € 46.70  
A9199000117  
for medium distance between footrest and drive wheel.

clamping sleeve [170 mm] € 56.60  
A9199000154  
for a wide distance between footrest and drive wheel.

### Clamp lever with 3-way star handle for actuating the frame clamping

A9199701507 € 106.10

mounted on the right and left for easy terminal operation with limited manual function  
Only in combination with front adapter



## Wheelchair-dependent accessories

### Extended bike plate

- for SPEEDY A1 / A2  
A9110100100-002 € 370.00
- for BUDDY  
A9110100100-003 € 370.00
- for TRAVELER  
A9110100100-001 € 370.00
- 4° camber integrated  
Track independently adjustable



### Wheelbase extension via „grid mechanism with pulling operation“

- for SPEEDY 4all /  
4teen / 4you /  
TRAVELER 4you  
A9110102001 € 564.70
- removable, with continuous axle tube, track  
width independently adjustable
- Please select the wheel camber:
- 1° drive wheel camber
- 4° drive wheel camber
- 6° drive wheel camber



### Wheelbase extension angle-adjustable and removable

- for SPEEDY F2 / F3  
A9015100005 € 746.80
- with continuous axle tube,  
height adjustment via gear joint  
adjustable in 6° angular increments  
wheel position displacement approx. 14 cm  
adjustable track
- Attachment possibility must be checked by  
PRO ACTIV.
- Only in combination with base plate.  
Up to 120 kg load capacity.
- Please select the wheel camber below:
- 1° drive wheel camber
- 4° drive wheel camber
- 6° drive wheel camber



## Services

### Consultation, clarification of the installation situation and measurement through PRO ACTIV

- A9990000000 € 354.50

### Handover and instruction of the handbike / traction device by PRO ACTIV

- A9990000011 € 354.50

### Attachment of the handbike / traction device to the wheelchair by PRO ACTIV at specialist dealer

#### on a PRO ACTIV wheelchair

- A9990000012 € 230.00

product no.: \_\_\_\_\_

#### on a third-party product

- A9990000013 € 366.90

manufacturer: \_\_\_\_\_

model: \_\_\_\_\_

frame tube Ø \_\_\_\_ mm

### Attachment of the handbike / traction device to the wheelchair through specialist dealer

including mounting of the frame adapter

#### on a PRO ACTIV wheelchair

- A9990000008

product no.: \_\_\_\_\_

#### on a third-party product

- A9990000005

manufacturer: \_\_\_\_\_

model: \_\_\_\_\_

frame tube Ø \_\_\_\_ mm

### Notes and remarks:

### Location, Date

The signature field is intended for the consultant and insured person. This confirms that the intended equipment is intended for the insured person.

### Signature End customer/dealer

- 8 - 2026-03-03 / The prices are plus statutory value-added tax and shipping costs  = included in the basic price  = Position selected

Order sheet NJ1 e-assistant Rev. 05 UK