



HUSK-E adaptive bike

**Comfortable design with Neodrives system
up to 120 kg load capacity**

- For drivers with low muscle strength and stronger impairments as well as for all those who need a comfortable drive with high power assistance
- For uneven terrain without long climbs
- with Pinion or derailleur gear
- Disc brake Ø 180 mm with brake handle or back-pedal disc brake possible

basic equipment

- Neodrives Hub motor Z15 | 250 W | 40 Nm
- Docking plate for quick attachment to the "Quick-Snap-Adapter"
- adjustable and foldable bottom bracket support to minimize the packing size
- Hydraulic disc brake
- Mechanical parking disc brake
- Parking stand with longer operating lever
- Lighting set
- Mudguard
- 20" drive wheel
- Colour display sMMi Z15 connect

A9117100040-020 € 7,390.00

>> Expected to be available from August 2026 <<

Quotation date: _____
Consultation was carried out by
Staff at the medical supplies shop: _____

Enquiry no.: _____

Order date: _____
according to GTC PRO ACTIV Reha-Technik GmbH

Order no.: _____

Medical suppliers / company address:

Cust. no.: _____

Name: _____

Street: _____

Postcode / city: _____

Phone: _____

Fax: _____

E-Mail: _____

Contact: _____

Different invoicing address (see below)

Cust. no.: _____

Name: _____

Street: _____

Postcode / city: _____

Different shipping address (see below)

Cust. no.: _____

Name: _____

Street: _____

Postcode / city: _____

Customer name / commission:

ID / Comm. No.: _____

Surname, forename: _____

Street: _____

Postcode / city: _____

Phone: _____

E-Mail: _____

D.o.B.: _____

Paying organisation: _____

Indication: _____

Heavy Duty version

Special clearance user weight

A9117100100 € 507.00

for user weights from 120 kg to 150 kg

Transmission

Chaining on bottom bracket with 28 teeth

A9117200050

for a higher top speed

Chaining on bottom bracket with 22 teeth

A9117200051

for a very light response

Derailleur gears

Shimano Deore 1x11 Rapid Fire 11-speed derailleur gears

A9117200029

mechanical derailleur gear system with control on the handle.

11-speed cassette 11-42 teeth and a gear range of 381 %



DEORE

Shimano Deore XT 1x11 Rapid Fire 11-speed derailleur gears

A9117200019 € 223.30

mechanical derailleur gear system with control on the handle.

11-speed cassette 11-42 teeth and a gear range of 381 %



DEORE XT

Shimano Deore XT 1x11 Di2 with push-button operation 11-speed derailleur gears

A9117200028 € 1,486.10

electronic derailleur gear with operation on the handle via button.

11-speed cassette 11-42 teeth and a gear range of 381 %

Operation: right side left side

If not specified, the operation will be mounted on the „right side“.



DEORE XT
Di2

Shimano Deore XT 1x11 Di2 with chin control 11-speed derailleur gears

A9117200027 € 1,631.10

electronic derailleur gear with chin control (tetra-equipment).

11-speed cassette 11-42 teeth and a gear range of 381 %



DEORE XT
Di2

Pinion gear shift

Pinion C1.6 gear shift

A9117200010 € 1,263.20

with 6 gears

295 % transmission range

Operation on the handle via a rotating switch.

Operation: right side left side

If not specified, the operation will be mounted on the „right side“.



C1.6

Pinion C1.9 XR gear shift

A9117200011 € 1,410.00

with 9 gears

568 % transmission range

Operation on the handle via a rotating switch.

Operation: right side left side

If not specified, the operation will be mounted on the „right side“.



C1.9^{XR}

Brake system

Double hydraulic disc brake system „Magura”


A9117300100 € 168.10

Two Magura 2-piston callipers
Parking brake via locking bar on the handle
Omitting the mechanical parking disk brake.

Mechanical back-pedal disc brake with crank release function

A9117300110 € 738.40

compatible with derailleur gears and freewheel hub.
Incl. second mechanical disc brake designed as a parking brake.
The hydraulic disc brake is omitted.
In combination with:
- grip width 45 cm, 50 cm, 53 cm or 58 cm
- crank length 155 mm or 175 mm
up to 120 kg body weight



Driving brake - supplement for the mechanical parking brake

A9117300120 € 116.10

The parking disc brake is supplemented with a brake handle on the left-hand handle.
This means that the mechanical disc brake can be used as a driving brake and parking brake.

Batteries and accessories

The specified ranges depend on the distance profile, user weight and speed.

Battery Neodrives DT 36V 16Ah 576Wh

Range approx. 45 km - 75 km

A9117900140
mounted on the left of the fork



Double Battery Neodrives DT 36V 16Ah 576Wh

Range approx. 90 km - 150 km

A9117900145 € 1,468.00

mounted on both sides of the fork,
interchangeable connector mounted on the fork
for easy switching between the batteries.
Bracket swivels to the right for removing the
battery.
Only in combination with frame adapter with
right-hand operation.



Colour mudguard

If not specified, the mudguard and chain guard will be delivered in anthracite RAL 7016 matt.

Mudguard, chain guard and motor cover anthracite RAL 7016 matt

A9117500004

Mudguard, chain guard and motor cover pure orange RAL 2004 gloss

A9117500006



Mudguard, chain guard and motor cover lemon green gloss

A9117500007



Mudguard, chain guard and motor cover customized colour selection

A9117500010 € 153.50

from colour palette one-colour design
powder colours wheelchair

A9000100170-_____

Colour: _____

Tyres

20x2.15" Schwalbe „Marathon 365“

A9117105103
(ETRTO 406-55)
profile tyre
puncture protection level 5



20x2.15" Schwalbe „Big Ben Plus“

A9117105102 € 28.70
(ETRTO 406-55)
profile tyre
puncture protection level 6



Dimensions

Crank type and grip width

Standard crank

- grip width 40 cm
A9117500100-040
- grip width 45 cm
A9117500100-045
- grip width 50 cm
A9117500100-050

Tetra crank (flared)

- With extended crank arms for maximum upper body space
- grip width 48 cm
A9117500100-048
 - grip width 53 cm
A9117500100-053
 - grip width 58 cm
A9117500100-058

Bottom bracket support

- maximum length from the pivot point in the fork to the bottom bracket shaft
- length 520 mm (short) using shortened holding tubes € 155.30
A9117500001
Recommendation: up to approx. 165 cm body height
 - length 570 mm (standard)
A9117500008
Recommendation: from approx. 165 cm to 185 cm body height
 - length 620 mm (long) using a longer bottom bracket distance € 204.50
A9117500003
Recommendation: from approx. 185 cm body height

Standard pedal crank

- length 155 mm
A9110600100-155
- length 175 mm
A9110600100-175
- length 195 mm
A9110600100-195



Tetra pedal crank

- length 155 mm € 136.10
A9100600105-155
- length 175 mm € 136.10
A9100600105-175
- Individual length 140 mm to 195 mm € 258.70
A9100600100



Handles

Palm rest on the handle

- A9110601200 € 102.80
upholstered, bolted, angle-adjustable.



Tetra hand support, pivotable, adjustable grip distance

- A9110601101 € 169.40



Tetra backrest swivel and adjustable grip width

- A9110601102 € 191.60
very stiff external support as round tube Ø 20 mm with foam rubber coating




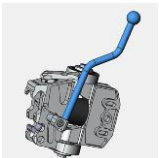

<p>Tetra ergonomic handle, freestanding</p> <p><input type="checkbox"/> A9100600001 € 164.60</p> <p>crank handles arranged vertically can be combined with all other handle options</p> 	<p>Tetra shell handles</p> <p><input type="checkbox"/> A9110601100 € 172.40</p> 	
--	---	--

Accessories Bike

<p>Maneuvering castors for parking stand</p> <p><input type="checkbox"/> A9110900017 € 122.10</p> <p>Maneuvering castors mounted on the parking stand via inlet</p> 	<p>LED lighting Neodrives system</p> <p><input type="checkbox"/> A9117900205 € 151.70</p> <p>LED front light powered by the drive system battery Rear light as plug-in light with battery power supply Lighting set from the basic equipment is not included</p> 	<p>Luggage bags including mounts for the fork tubes</p> <p><input type="checkbox"/> A9117900220 € 315.40</p> <p>two panniers, each with a volume of 5.8 liters Colour of mount: silver Colour of bags: dark sand Max. load per side: 5 kg</p> 
---	--	---

<p>Operating satellite on the handle</p> <p>Mounting: Right side <input type="checkbox"/> Left side <input type="checkbox"/></p> <p>If not specified, the mounting is on the left side.</p> <p>with existing support line (laid along a brake line)</p> <p><input type="checkbox"/> A9116200000 € 103.10</p> <p>without existing support line (an additional blind line is required)</p> <p><input type="checkbox"/> A9116200001 € 146.20</p>	
--	--

Options for users with reduced functions

<p>Adaptation help for centering pin</p> <p><input type="checkbox"/> A9110700002 € 55.00</p> <p>to simplify the insertion of the central adapter.</p> 	<p>Lever extension excenter lock for Quick Snap connection</p> <p><input type="checkbox"/> A9110700006 € 73.90</p> <p>simplifies the opening and closing of the Quick Snap adapter Tetra version, curved</p> 	<p>Chest strap for upper body fixation</p> <p><input type="checkbox"/> size S (105 cm) A9000800016 € 241.80</p> <p><input type="checkbox"/> size M (125 cm) A9000800013 € 241.80</p> <p><input type="checkbox"/> size L (145 cm) A9000800014 € 241.80</p> <p><input type="checkbox"/> size XL (165 cm) A9000800017 € 241.80</p> <p>consisting of elastic webbing material in combination with neoprene with Velcro and operating tab. Colour: black</p> 
--	--	--

Frame adapter

SPEEDY rigid frame adapter right-hand operation with „Quick-Snap-Adaption“

A9110700142 € 537.20

with quick-release clamp and centering pin holder
Colour: black

Please select accordingly:

Centring pin for Ø 25 mm
for A1 and A2

A9110700022

Centring pin for Ø 40 mm
for 4all, 4all Ergo, 4you Ergo, F2, F3 and 4teen

A9110700023



TRAVELER folding frame adapter right-hand operation with „Quick-Snap-Adaption“

A9110701302 € 537.20

with quick-release clamp and centering pin holder on the folding mechanism
Colour: black



BUDDY rigid frame adapter right-hand operation with „Quick-Snap-Adaption“

A9110701401 € 537.20

with quick-release clamp and centering pin mount on the frame
Colour: black



Wheelchair front adapter right-hand operation with universal clamp and „Quick-Snap-Adaption“

A9110701502 € 572.30

Adapter attachment to the wheelchair stem.
Operation on the right-hand side.

Mounting situation for PA products:

Straight front end from SB 31 cm to 54 cm

V-shaped front end from SB 30 cm to 50 cm

Please select the frame clamp below:

clamping range 95 mm
A9110701525
Tube diameter 23-27 mm

clamping range 95 mm
A9110701530
Tube diameter 28-32 mm

clamping range 95 mm
A9110701535
Tube diameter 33-37 mm

clamping range 70 mm € 76.50
A9110900072
Tube diameter 23-27 mm

clamping range 70 mm € 76.50
A9110900078
Tube diameter 28-32 mm

clamping range 70 mm € 76.50
A9110900079
Tube diameter 33-37 mm

clamping range 75 mm € 268.10
A9199000080
Tube diameter KÜSCHALL 2.0

PLEASE NOTE:

If the exact tube diameter is not specified, an adapter for a tube diameter of 23 - 27 mm and a clamping range of 95 mm will be delivered as standard.

Please select the clamping sleeve below:

clamping sleeve [80 mm]
included as standard
for close clearance between footrest and drive wheel.

clamping sleeve [110 mm] € 46.70
A9199000117
for medium distance between footrest and drive wheel.

clamping sleeve [170 mm] € 56.60
A9199000154
for a wide distance between footrest and drive wheel.

PLEASE NOTE:

If not specified, the clamping sleeve with 80 mm length will be delivered.



Clamp lever with 3-way star handle for actuating the frame clamping

A9199701507 € 106.10

mounted on the right and left for easy terminal operation with limited manual function
Only in combination with front adapter



Wheelchair-dependent accessories


Extended bike plate

for SPEEDY A1 / A2 A9110100100-002 € 370.00

for BUDDY A9110100100-003 € 370.00

for TRAVELER A9110100100-001 € 370.00

4° camber integrated
Track independently adjustable



Wheelbase extension via „grid mechanism with pulling operation“

for SPEEDY 4all / 4teen / 4you / TRAVELER 4you A9110102001 € 564.70

removable, with continuous axle tube, track width independently adjustable

Please select the wheel camber:

- 1° drive wheel camber
- 4° drive wheel camber
- 6° drive wheel camber



Wheelbase extension angle-adjustable and removable

for SPEEDY F2 / F3 A9015100005 € 746.80

with continuous axle tube, height adjustment via gear joint adjustable in 6° angular increments
wheel position displacement approx. 14 cm
adjustable track

Attachment possibility must be checked by PRO ACTIV.

Only in combination with base plate.
Up to 120 kg load capacity.

Please select the wheel camber below:

- 1° drive wheel camber
- 4° drive wheel camber
- 6° drive wheel camber



Services

Consultation, clarification of the installation situation and measurement through PRO ACTIV

A9990000000 € 354.50

Handover and instruction of the handbike / traction device by PRO ACTIV

A9990000011 € 354.50

Attachment of the handbike / traction device to the wheelchair by PRO ACTIV at specialist dealer

on a PRO ACTIV wheelchair

A9990000012 € 230.00

product no.: _____

on a third-party product

A9990000013 € 366.90

manufacturer: _____

model: _____

frame tube Ø ____ mm

Attachment of the handbike / traction device to the wheelchair through specialist dealer

including mounting of the frame adapter

on a PRO ACTIV wheelchair

A9990000008
product no.: _____

on a third-party product

A9990000005
manufacturer: _____

model: _____

frame tube Ø ____ mm

Notes and remarks:

Location, Date

Signature End customer/dealer

The signature field is intended for the consultant and insured person. This confirms that the intended equipment is intended for the insured person.

- 8 - 2026-03-03 / The prices are plus statutory value-added tax and shipping costs

= included in the basic price

= Position selected

Order sheet HUSK-E adaptive bike Z15 Rev. 02 UK