

Im Hofstätt 11
D-72359 Dotternhausen
Phone +49 (0)7427 9480-0
Fax +49 (0)7427 9480-7025
e-mail info@proactiv-gmbh.de
www.proactiv-gmbh.com



☐ **Quotation date:** _____

Consultation was carried out by
Staff at the medical supplies shop: _____

☐ **Order date:** _____

according to GTC PRO ACTIV Reha-Technik GmbH

Medical suppliers/company address:

Cust. no.: _____
Name: _____
Street: _____
Postcode / city: _____
Phone: _____
Fax: _____
E-Mail: _____
Contact: _____

Shipping address: ☐ **same as company address**
☐ **Other** (see below)

Name: _____
Street: _____
Postcode / city: _____

Customer name/commission:

Surname, forename: _____
Street: _____
Postcode / city: _____
Phone: _____
Fax: _____
E-Mail: _____
D.O.B: _____
Paying organisation: _____

LIFT activ

with mechanical seat height adjustment

- Manual seat height adjustment by 30 cm supported by individually adjusted lifting springs
- Lifting function triggered via ergonomic handle
- Rigid frame chassis firmly welded together
- Seat unit in rigid frame construction bolted to chassis
- Total weight starting at 14.5 kg

Maximum user weight limit 100 kg

A9065100000 € 8,240.00

Invoicing address: ☐ **same as company address**
☐ **other** (see below)

Cust. no.: _____
Name: _____
Street: _____
Postcode / city: _____
Phone: _____
Fax: _____
E-Mail: _____
Contact: _____

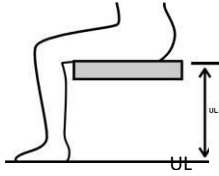
Basic size

Body size:

Body height: _____ cm

Weight: _____ cm

Lower leg length: _____ cm

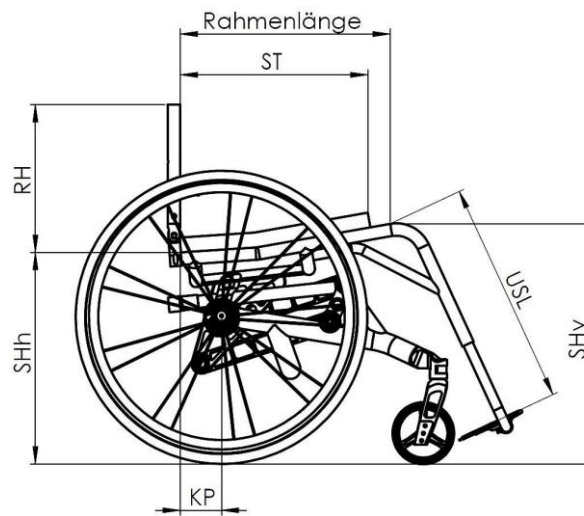


(anatomic dimension: hollow of the knee to the foot sole)

Indication: _____

This information is necessary for checking. If the information is missing, a check of the relevant items cannot be made!

Wheelchair dimensions:



Seat width **SB**

<input type="checkbox"/> 35	<input type="checkbox"/> 36	<input type="checkbox"/> 37	<input type="checkbox"/> 38	<input type="checkbox"/> 39	<input type="checkbox"/> 40
<input type="checkbox"/> 41	<input type="checkbox"/> 42	<input type="checkbox"/> 43	<input type="checkbox"/> 44	<input type="checkbox"/> 45	<input type="checkbox"/> 46

Seat depth **ST**

Short frame					Long frame				
<input type="checkbox"/> 35	<input type="checkbox"/> 36	<input type="checkbox"/> 37	<input type="checkbox"/> 38	<input type="checkbox"/> 39	<input type="checkbox"/> 39	<input type="checkbox"/> 40	<input type="checkbox"/> 41	<input type="checkbox"/> 42	<input type="checkbox"/> 43
<input type="checkbox"/> 40	<input type="checkbox"/> 41	<input type="checkbox"/> 42	<input type="checkbox"/> 43	<input type="checkbox"/> 44	<input type="checkbox"/> 44	<input type="checkbox"/> 45	<input type="checkbox"/> 46	<input type="checkbox"/> 47	<input type="checkbox"/> 48

Back height **RH**

<input type="checkbox"/> 20	<input type="checkbox"/> 21	<input type="checkbox"/> 22	<input type="checkbox"/> 23	<input type="checkbox"/> 24	<input type="checkbox"/> 25	<input type="checkbox"/> 26	<input type="checkbox"/> 27	<input type="checkbox"/> 28	<input type="checkbox"/> 29	<input type="checkbox"/> 30
<input type="checkbox"/> 31	<input type="checkbox"/> 32	<input type="checkbox"/> 33	<input type="checkbox"/> 34	<input type="checkbox"/> 35	<input type="checkbox"/> 36	<input type="checkbox"/> 37	<input type="checkbox"/> 38	<input type="checkbox"/> 39	<input type="checkbox"/> 40	<input type="checkbox"/> 41
<input type="checkbox"/> 42	<input type="checkbox"/> 43	<input type="checkbox"/> 44	<input type="checkbox"/> 45	<input type="checkbox"/> 46	<input type="checkbox"/> 47	<input type="checkbox"/> 48				

Lower leg length **USL**

<input type="checkbox"/> 30	<input type="checkbox"/> 31	<input type="checkbox"/> 32	<input type="checkbox"/> 33	<input type="checkbox"/> 34	<input type="checkbox"/> 35	<input type="checkbox"/> 36	<input type="checkbox"/> 37	<input type="checkbox"/> 38	<input type="checkbox"/> 39
<input type="checkbox"/> 40	<input type="checkbox"/> 41	<input type="checkbox"/> 42	<input type="checkbox"/> 43	<input type="checkbox"/> 44	<input type="checkbox"/> 45	<input type="checkbox"/> 46	<input type="checkbox"/> 47	<input type="checkbox"/> 48	

Seat height back **SHh**
(for 24" drive wheels)

☐ 41

possible on request:

☐ 42 ☐ 43

Seat height front **SHv**
(for 5" steering wheels)

☐ 47 ☐ 48 ☐ 49 ☐ 50 ☐ 51

possible on request:

☐ 45 ☐ 46

Tipping point **KP**
(front side rear tube to axis
middle drive wheel)

☐ 6 ☐ 7 ☐ 8 ☐ 9 ☐ 10

Please select the required dimensions (all dimensions are in cm).

The underlined values are the standard settings.

The values SHh and SHv may deviate from the specified values depending on the wheel size and wheel camber!

Frame colour - one-colour design

Information on current colour designs and example images at: www.proactiv-gmbh.de/farben.php

Frame colour: Selection from colour palette

Frame colour will be specified with order

☐ A9000100170-000

Raw, blasted, not coated

☐ A9000100170-020

Note: In combination with moisture e.g. hand perspiration, can affect dark aluminum discoloration.

Powder colours

White RAL 9016

☐ gloss A9000100170-023

☐ matt A9000100170-123 € 42.10

Brilliant silver

☐ gloss A9000100170-011

Anthracite RAL 7016

☐ gloss A9000100170-001

☐ matt A9000100170-101 € 42.10

Black RAL 9005

☐ gloss A9000100170-003

☐ matt A9000100170-019 € 42.10

Pure orange RAL 2004

☐ gloss A9000100170-022

☐ matt A9000100170-122 € 42.10

Pink magenta RAL 4010

☐ gloss A9000100170-037

☐ matt A9000100170-137 € 42.10

Pastel blue RAL 5024

☐ gloss A9000100170-036

☐ matt A9000100170-136 € 42.10

Lemon green

☐ gloss A9000100170-005

☐ matt A9000100170-105 € 42.10

Yellow RAL 1023

☐ gloss A9000100170-046

☐ matt A9000100170-146 € 42.10

Red RAL 3001

☐ gloss A9000100170-047

☐ matt A9000100170-147 € 42.10

Lagoon blue

☐ gloss A9000100170-052

☐ matt A9000100170-152 € 42.10

Athletic grey

☐ gloss A9000100170-050

☐ matt A9000100170-150 € 42.10

Muddy grey

☐ gloss A9000100170-051

☐ matt A9000100170-151 € 42.10

Powder colours „Dormant“

Deep black effect silver

☐ gloss A9000100170-007

Sky blue

☐ gloss A9000100170-017

Navy blue

☐ gloss A9000100170-045

☐ matt A9000100170-145 € 42.10

Electric green

☐ gloss A9000100170-015

☐ matt A9000100170-115 € 42.10

Violet

☐ gloss A9000100170-044

Fire red

☐ gloss A9000100170-018

☐ matt A9000100170-118 € 42.10

Frame colour - One-colour design special colours “liquid coating”

€ 339.40

Storm (ice blue)

☐ gloss A9000100170-500

☐ matt A9000100170-501

Coffee

☐ gloss A9000100170-520

☐ matt A9000100170-521

Prairie (rose gold)

☐ gloss A9000100170-504

☐ matt A9000100170-505

Pearl (mother of pearl-white)

☐ gloss A9000100170-524

☐ matt A9000100170-525

Berry

☐ gloss A9000100170-526

☐ matt A9000100170-527

Blue ocean

☐ gloss A9000100170-522

☐ matt A9000100170-523

Emerald

☐ gloss A9000100170-514

☐ matt A9000100170-515

Mint

☐ gloss A9000100170-528

☐ matt A9000100170-529

Chili

☐ gloss A9000100170-516

☐ matt A9000100170-517

Frame colour - Two-colour design

Note: In the two-colour design, both colours are the same gloss level as the design colour.

☐ **Two-colour design with one base colour (on the rear frame) and one design colour (on the front frame)**

€ 260.70

Please select a color from below:

Base colour (on the rear frame)

White RAL 9016

☐ A9000100170-200

Brilliant silver

☐ A9000100170-201

Anthracite RAL 7016

☐ A9000100170-202

Black RAL 9005

☐ A9000100170-203

Pastel blue RAL 5024

☐ A9000100170-206

Lemon green

☐ A9000100170-207

Yellow RAL 1023

☐ A9000100170-208

Lagoon blue

☐ A9000100170-212

Athletic grey

☐ A9000100170-210

Muddy grey

☐ A9000100170-211

Design colour (on the front frame)

Black RAL 9005

☐ gloss A9000100170-259

☐ matt A9000100170-260

Lemon green

☐ gloss A9000100170-250

☐ matt A9000100170-251

Chili

☐ gloss A9000100170-253

☐ matt A9000100170-254

Pure orange RAL 2004

☐ gloss A9000100170-255

☐ matt A9000100170-256

Coffee

☐ gloss A9000100170-278

☐ matt A9000100170-279

Mint

☐ gloss A9000100170-286

☐ matt A9000100170-287

Emerald

☐ gloss A9000100170-274

☐ matt A9000100170-275

Storm (ice blue)

☐ gloss A9000100170-264

☐ matt A9000100170-265

Prairie (rose gold)

☐ gloss A9000100170-266

☐ matt A9000100170-267

Pearl (mother of pearl-white)

☐ gloss A9000100170-282

☐ matt A9000100170-283

Berry

☐ gloss A9000100170-284

☐ matt A9000100170-285

Blue ocean

☐ gloss A9000100170-280

☐ matt A9000100170-281

Colour - Attachment parts

Note: The attachment parts are always mounted in black.

Drive wheel: aluminum rim, hub and spokes

☐ Black A9000100171-003

Caster fork and bearing block

☒ Black A9000100173-003

Colour design of attachment parts according to customer request:

Drive wheel: Aluminium rim and design inlet¹

☐ Frame colour A9000100171-999 € 242.30

☐ Select from one-colour design (different from the frame color) A9000100171-998 € 280.50

Colour: _____

A9000100170- ☐ ☐ ☐

Caster wheel: 5" aluminium rim² (3-spoke design)

☐ Frame colour A9000100174-999 € 73.00

☐ Select from one-colour design (different from the frame color) A9000100174-998 € 84.60

Colour: _____

A9000100170- ☐ ☐ ☐

Special colour requests (frame or attachment parts)

Frame colour for single purchasing Selection from RAL colour palette

☐ A9000100170-100 € 402.30

Gloss level

☐ gloss

☐ matt

colour name

RAL number

Note: attachment parts are **not** possible in design colors

¹ Only in conjunction with Liteline hub (with drive wheel aluminum rim with 18 or 36 spokes, single rim)

² Only in conjunction with caster wheel 5" aluminum rim 3-spoke design good shock absorption A900050121*, as well as with suspension fork 5-spoke design A9000500160*

Frames

Note: Footrest area with V-shape $x = SB - (0.25 \times USL + 6 \text{ cm})$

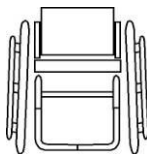
Straight front end

☐ A9065100010

Knee angle 100°
only with a long frame

☐ A9065100011

Knee angle 105°



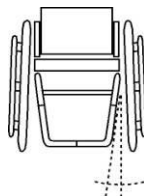
Front end V-shape

☐ A9065100020

Knee angle 100°
from SB 40 cm only in combination with a long frame

☐ A9065100021

Knee angle 105°



Push handles

Back tube with integrated handles

☐ A9000401051-K

€ 126.60

straight



Aluminum push handles fixed in back tube

☐ A9000401050

€ 126.60

from RH 23 cm
from RH 42 cm with lumbar joint



Horizontal push handles screwed into the back tube

☐ A9000401076

€ 234.80

can be unscrewed
from RH 37 cm with lumbar joint



Safety push handles height adjustable

☐ A9000401060*

€ 210.10

Mount in the back tube
from RH 30 cm with adaptable back
from RH 35 cm for back tube with lordosis support
from RH 42 cm with lumbar joint
from RH 43 cm with back shell



Safety push handles back-positioned length 45 cm

☐ A9000401075

€ 362.00

continuous height adjustment,
Safety push handle holder mounted on the back cross bar
Up to SB 42 cm or body weight 95 kg



Equipment without push handles

☒ A9000401000



Backrest

Folding backrest

☒ A9065400011

7-way angle adjustable,
with integrated plastic-coated aluminum side parts
Note: The backrest can only be completely folded down from SB 41 cm. Up to SB 40 cm, we therefore recommend the additional option "back tube with lordosis joint".



Back tube with lordosis support

☐ A9000400005-K

€ 111.10

☐ 1 cm

☐ 2 cm

☐ 3 cm



Back tube with lordosis joint

☐ A9065401020-K

€ 410.60

Backrest can additionally be folded down at the height of the lordosis support
from RH 35 cm

☐ 1 cm

☐ 2 cm

☐ 3 cm



Back equipment

If not specified, the "Adaptable back with back padding" will be delivered.

Adaptable back with back padding

- ☒ A9000802010-K
Cover: Black, breathable, open surface
Equipment with back cross bar



Back rise + 3 - 5 cm

- ☐ A9000802100 € 151.60
for the nominal back height dimension
Only in combination with height-adjustable
push handles



Equipment without back upholstery and back padding or back system

- ☐ A9000802011 € - 53.00
Equipment with back cross bar

For other back systems for example ergonomic back shell, see separate order sheet: "PRO ACTIV seat and back systems"




Seat upholstery

If not specified, the "Body Contour seat upholstery" will be delivered.


Body Contour

- ☒ A9000801025-K



Open belt system

- ☐ A9000801010-K € 74.70

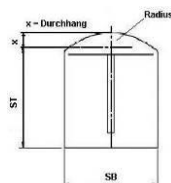
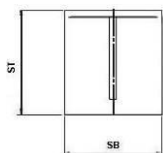


Equipment without seat upholstery

- ☐ A9000801050



Seat cushion



Seat cushion in rectangular contour Inlet: Standard

- ☐ A9000805180-K* € 111.90

Seat cushion with radius contour Inlet: Standard

- ☐ A9000800300-K* € 155.40

Seat cushion height:

- ☐ 3 cm ☐ 5 cm
☐ 4 cm ☐ 6 cm

Seat cushion in rectangular contour Inlet: Anti-Decubitus

- ☐ up to 30x30 cm A9000805204-K* € 290.00
☐ >30x30 up to 50x50 cm A9000805200-K* € 422.00

Seat cushion with radius contour Inlet: Anti-Decubitus

- ☐ up to 30x30 cm A9000800311-K* € 342.80
☐ >30x30 up to 50x50 cm A9000800310-K* € 465.90

Seat cushion height:

- ☐ 4 cm
☐ 6 cm

Cover:

- ☐ Black, breathable, open surface
☐ Black, breathable, closed surface

If no specification is made, the cover material "Black, breathable, open surface" will be delivered.

- ☐ Seat cushion is existing

You can also find the seat cushions on our separate order sheet: "PRO ACTIV seat and backrest systems"

Lift mechanism

Mechanical seat height adjustment of 30 cm

via gas springs up to approx. 100 kg

☐ Release on the right
A9065300401-K*

☐ Release on the left
A9065300402-K* € 107.50

Note: The release mechanism is only possible on the right **OR** left.
If no specification is made, the " release on the right" will be delivered.

Clothing guard

Aluminum clothing guard

rigidly attached to the armrest
cover following the wheel track



in anthracite matt

☐ A9065403210-K*

in frame colour (basic colour with two-colour design)

☐ A9065403211-K* € 77.80

in design colour (only possible with frame colour in two-colour design)

☐ A9065403212-K* € 116.90

Carbon clothing guard

rigidly attached to the armrest
cover following the wheel track

☐ A9065403213-K* € 547.30

Wheel camber

*Total width with tight-mounted handrim.

1° drive wheel camber

☐ A9065202010-K
Total width = approx. SB + 21 cm*
from SB 38 cm

2.5° drive wheel camber

☐ A9065202020-K
Total width = approx. SB + 23.5 cm*
from SB 36 cm

4° drive wheel camber

☐ A9065202030-K
Total width = approx. SB + 26 cm*

E-Adaptations

Preparation for the "e-motion" mounting

☐ A9065201200-K € 488.30

Equipment: Torque support e-motion,
1/2" axle and socket length 50.8 mm (2")
4° drive wheel camber only up to 60 kg

Brake system

If not specified, the "Brake system push to lock with standard brake handle" will be delivered.

Recommendation: For KP 7 cm or lower, we recommend the „Brake system push to lock with brake handle 20° outwards".

Brake system push to lock Standard brake handle

☐ A9000701010-001



Brake system push to lock Long brake handle

☐ A9000701010-002



Brake system push to lock Brake handle 20° outwards

☐ Standard brake handle
A9000700002

☐ Long brake handle
A9000701010-004



Integral handbrake

☐ A9065702020 € 241.30



Footrest

If not specified, the "continuous footrest" will be delivered.

Continuous footrest

☐ A9016601010-K*
with tubular resting bracket
height adjustable +/- 3 cm
If the footrest is wanted with a "rubber coated footplate", please select this under "Footrest accessories"



Footrest folds up to the rear with spring locking mechanism

☐ A9016602005-K* € 279.00

with tubular resting bracket
from USL 40 cm
only with V-shape and long frame
If the footrest is wanted with a "rubber coated footplate", please select this under "Footrest accessories"



Footrest folds up to the rear

☐ A9016602010-K* € 298.90

with tubular resting bracket and 20 mm
operating lever
from USL 42 cm
V-shape from SB 38 cm
If the footrest is wanted with a "rubber coated footplate", please select this under "Footrest accessories"



Divided footrest

☐ A9016603200-K € 327.00


with rubber coated footplate,
height adjustable +/- 3 cm, angle adjustment,
can be pivoted outwards and folded up to the
side
Including frame reinforcement
V-shape from SB 40 cm



Removable front frame, foldable with divided footrest

☐ A9065630000-K € 821.10

height-adjustable, with rubber plate
Knee angle 105°
Only with straight front end
with short frame only with integral brake



Footrest accessories

Rubber coated footplate

☐ A9000610000-K € 122.20

bolted, angle-adjustable
Depth: 14 cm



Footrest side stop

☐ A9000610100 € 58.00

adjustable
only in combination with rubber coated
footplate



Adaptations

Anti-tipping support, pivotable upwards

☒ A9065300100
removable using Quick-pin



4" caster wheel

4" caster wheel „Standard“ solid rubber black

☒ A9000501011-004
(82A), puncture-proof



4" Skate wheel (100 mm)

☐ A9000501120 € 68.70
puncture-proof



4" safety light-up wheel (100 mm)

☐ A9000501220 € 92.00
puncture-proof



4" Frog Legs caster wheel (100 mm)

☐ A9000501230 € 206.30
with replaceable rubber 6 mm, puncture-proof
Colour: black, silver rim
Incl. hair guard spacer (5.3 mm)



5" caster wheel

5" caster wheel „Standard“ PU black

☒ A9000501036-005
(82A), puncture-proof



5" caster wheel „Standard“ PU grey

☐ A9000501031-005
(82A), puncture-proof



5" safety light-up wheel (125 mm)

☐ A9000501221 € 92.00
puncture-proof



5" aluminum rim 3-spoke design “good shock absorption”

☐ Silver A9000501210 € 174.60
☐ Black A9000501211 € 174.60
with replaceable rubber 6 mm medium hard,
puncture-proof
Incl. hair guard spacer (3 mm)



5" Frog Legs caster wheel (125 mm)

☐ A9000501232 € 206.30
with replaceable rubber 6 mm, puncture-proof
Colour: black, silver rim
Incl. hair guard spacer (5.3 mm)



6" castor wheels on request after checking, only with V-shape front end

Caster fork

For the colors of the caster fork, see "Component colours".
If not specified, the "standard caster fork with screw axle" is supplied.

Caster fork Standard

☐ A9000500100-K001
with screwed axle

☐ A9000500100-K002 **€ 162.50**
with quick-release axle



Caster fork Heavy Duty for high loads

Extra weight approx. 100 - 150 gr.

☐ A9000510111-K001 **€ 52.40**
with screwed axle

☐ A9000510111-K002 **€ 212.50**
with quick-release axle



Caster fork spare wheel „Standard“

☐ A9000500300-K **€ 288.10**
Caster fork Standard with quick-release axles



Caster fork spare wheel „Heavy Duty“

☐ A9000500301-K **€ 328.10**
Caster fork Heavy Duty with quick-release axles



The spare caster fork does not have a caster wheel.
In case a caster wheel is requested, please put a cross on a second selection in the category "Caster wheels".

Drive wheels

Information about other rim types, designs and availability can be found at: www.proactiv-gmbh.de.
If not specified, the "drive wheel 36 spokes aluminum rim" will be delivered.

Drive wheel 18-spoke aluminum rim

☐ 24" (ETRTO 540)
A9000203122
with Liteline hub, radially spoked
Not in combination with puncture-proof tires
up to 70 kg body weight

Sturz	1°	4°	6°	8°	10°
Gewicht					
bis 50 Kg	✓	✓	✓	✓	✓
51 - 60 Kg	✓	✓	✓	✓	
61 - 70 Kg	✓	✓			



Drive wheel 36-spoke aluminum rim

☐ 24" (ETRTO 540)
A9000203000-010
with Liteline hub, radially spoked
up to 120 kg body weight



Drive wheel double rim 36-spokes

☐ 24" (ETRTO 540)
A9000203100 **€ 153.20**

☐ 25" (ETRTO 559)
A9000203200 **€ 153.20**

☐ 26" (ETRTO 590)
A9000203300 **€ 153.20**

with aluminum front hub,
radially spoked
For use with high loads



Spinergy wheel "Spox Sport" with 24 PBO spokes; rim, hub and spokes in black

☐ 24" (ETRTO 540)
A9000203550 **€ 761.30**

☐ 25" (ETRTO 559)
A9000201559 **€ 761.30**

☐ 26" (ETRTO 590)
A9000203555 **€ 761.30**



Spinergy „Everyday Light Extreme“ with 12 PBO spokes; rim and hub in black, spokes in white

☐ 24" (ETRTO 540)
A9000203554 **€ 929.30**

Recommendation: up to 70 kg body weight,
not in combination with handbike/traction
device use.



Spinergy „Everyday Light Extreme“ with 12 PBO spokes; rim, hub and spokes in black

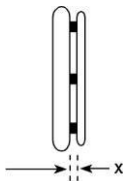
☐ 24" (ETRTO 540)
A9000203552 **€ 929.30**

Recommendation: up to 70 kg body weight,
not in combination with handbike/traction
device use.



Handrims

x = dimension handrim attachment



Handrim attachment
general:

- ☐ x = 11 mm
☐ x = 19 mm

Handrim attachment
Curve + Gekko handrim:

- ☐ x = 10 mm
☐ x = 18 mm

If not specified, the handrim will be mounted wide (19 mm / 18 mm).

Stainless steel Ø 20 mm

- ☐ 24" handrim for
24" wheel and 25" wheel
A9000205010-004
- ☐ 26" handrim for
26" wheel
A9000205010-006



Aluminum Ø 19 mm silver anodised

- ☐ 24" handrim for
24" wheel and 25" wheel
A9000205019-004



Aluminum Ø 19 mm powder coated in frame colour

(basic colour with two-colour design)

- ☐ = Gloss surface
☐ = Matt surface


Note: Matt coating is not recommended due to the low grip.

- ☐ 24" handrim for
24" wheel and 25" wheel € 66.30
A9000205020-004
- ☐ 26" handrim for
26" wheel € 66.30
A9000205020-006



Aluminum Ø 19 mm polished and hard-anodised

- ☐ 24" handrim for
24" wheel and 25" wheel € 160.10
A9000205030-004
- ☐ 26" handrim for
26" wheel € 160.10
A9000205030-006



Titanium Ø 19 mm

- ☐ 24" handrim for
24" wheel and 25" wheel € 325.80
A9000205040-004
- ☐ 26" handrim for
26" wheel € 325.80
A9000205040-006



Silicone handrim cover

- ☐ for 24" handrim € 226.00
A9000205100-004
- ☐ for 26" handrim € 226.00
A9000205100-006
- Surface without structure,
compatible with handrim Ø 19 mm or
Ø 20 mm.



Ultra-Grip „very grippy“

- ☐ 24" handrim for
24" wheel and 25" wheel € 390.70
A9000205070-004
- ☐ 26" handrim for
26" wheel € 390.70
A9000205070-006



Ergo-Grip

- ☐ 24" handrim for
24" wheel and 25" wheel € 396.80
A9000205080-004
- ☐ 26" handrim for
26" wheel € 396.80
A9000205080-006
- Attachment fitting to the rim



Curve black anodised, ergonomic handrim profile

- ☐ 24" handrim for
24" wheel and 25" wheel € 389.10
H 24 mm
A9000205130-004
- ☐ 24" handrim for
24" wheel and 25" wheel € 389.10
H 31 mm, size L
A9000205140-004
- ☐ 26" handrim for
26" wheel € 389.10
H 31 mm, size L
A9000205140-006



<p>Curve silver anodised ergonomic handrim profile</p> <p><input type="checkbox"/> 24" handrim for 24" wheel and 25" wheel H 31 mm, size L € 394.30 A9000205160-004</p> 	<p>Curve powder-coated, ergonomic handrim profile</p> <p><input type="checkbox"/> = Frame colour (gloss surface) <input type="checkbox"/> = Black (gloss surface)</p> <p><input type="checkbox"/> 24" handrim for 24" wheel and 25" wheel H 24 mm € 454.00 A9000205135-004</p> <p><input type="checkbox"/> 24" handrim for 24" wheel and 25" wheel H 31 mm, size L € 454.00 A9000205145-004</p> <p><input type="checkbox"/> 26" handrim for 26" wheel H 31 mm, size L € 454.00 A9000205145-006</p> 	<p>Curve Grip, with Tetra-Grip coating, ergonomic handrim profile</p> <p><input type="checkbox"/> 24" handrim for 24" wheel and 25" wheel H 31 mm, size L € 505.50 A9000205150-004</p> 
<p>Quadro with Tetra-Grip coating</p> <p><input type="checkbox"/> 24" handrim for 24" wheel and 25" wheel € 517.50 A9000205170-004</p> <p><input type="checkbox"/> 25" handrim for 25" wheel € 517.50 A9000205170-005</p> <p><input type="checkbox"/> 26" handrim for 26" wheel € 517.50 A9000205170-006</p> 	<p>Gekko black anodised</p> <p><input type="checkbox"/> 24" handrim for 24" wheel and 25" wheel € 501.20 A9000205175-004</p> <p><input type="checkbox"/> 25" handrim for 25" wheel € 501.20 A9000205175-005</p> <p><input type="checkbox"/> 26" handrim for 26" wheel € 501.20 A9000205175-006 with a robust and replaceable silicone lip, fully integrated into the profile</p> 	<p>Gekko silver anodised</p> <p><input type="checkbox"/> 24" handrim for 24" wheel and 25" wheel € 513.20 A9000205185-004 with a robust and replaceable silicone lip, fully integrated into the profile</p> 
<p>Gekko S black anodised</p> <p><input type="checkbox"/> 24" handrim for 24" wheel and 25" wheel € 501.20 A9000205195-004 with a robust and replaceable silicone lip, fully integrated into the profile Profile height 24 mm</p> 	<p>Equipment without handrims</p> <p><input checked="" type="checkbox"/> A9000205990</p>	

Spoke guard

Finger- and spoke guard "transparent"

☐ for 24" wheel
A9000206300-004 € 201.10

☐ for 26" wheel
A9000206300-006 € 201.10

Not in combination with Spinergy drive wheels.



Tyres

If not specified, the "Schwalbe RightRun in black" tyres will be delivered.

Schwalbe „RightRun“ High-pressure tyre

☐ 24x1" (540-25)
A9000204001-004
Colour: Black
7.5 bar



Schwalbe „RightRun“ High-pressure tyre

☐ 24x1" (540-25)
A9000204000-004

☐ 25x1" (559-25)
A9000204000-005

☐ 26x1" (590-25)
A9000204000-006

Colour: Grey, black
7.5 bar



Schwalbe „DownTown“ Profiled tyres

☐ 24x1" (540-25)
A9000204010-004
7.5 bar



Schwalbe „Marathon Plus Evolution“ with "smart guard" puncture protection

☐ 24x1" (540-25)
A9000204030-014 € 47.80

☐ 25x1" (559-25)
A9000204030-015 € 47.80

☐ 26x1" (590-25)
A9000204030-016 € 47.80

Colour: Black
10 bar



Schwalbe „Marathon Plus“ with "smart guard" puncture protection

☐ 24x1" (540-25)
A9000204030-004 € 47.80

Colour: Grey, black wall
10 bar



Schwalbe „One“

☐ 24x1" (540-25)
A9000204123-004 € 90.30

Colour: Black
9 bar



Puncture-proof "solid rubber tyres"

☐ 24x1" (540-25)
A9000204201-004 € 119.10

Colour: Black

Not in combination with Spinergy drive wheels.



Accessories

Through axle with assistance, Large push button

☐ A9000200096 € 102.70

Interlock dimension: 122 / 110 mm

Axle diameter: 12 mm

Not in conjunction with lockable drive wheel
axle clip "Tetra Clip",

Not in combination with one-hand drive



Lockable drive wheel axle clip "Tetra Clip"

☐ A9000206400 € 161.60

Not in combination with Spinergy drive wheels,
one-hand drive, drum brake or Liteline hub



Hand air compressor with pressure gauge

☐ A9000901100 € 103.20

up to 14 bar



Length-adjustable safety belt with buckle

☐ A9000902100 € 78.30



Adjustable safety belt with hook and fastener

☐ A9000902110 € 62.60



Crutch holder with flexible nylon cup

☐ A9065900000* € 133.40



SIGMA lighting set

☐ A9000903270 € 104.80

Consisting of front light and rear lights,
chargeable via Micro USB socket,
incl. Micro USB charging cable.

Lighting set compliant with road traffic
regulations



Transport bag for drive wheels

☐ for 24" wheel
A9000903530-004 € 75.50
Ø 76 cm x 2 cm

☐ for 26" wheel
A9000903530-006 € 75.50
Ø 83 cm x 2 cm



Further accessories see separate order form or www.proactiv-gmbh.de.

Notes and remarks:

Location, Date

Signature End customer/dealer

The signature field is intended for the consultant and insured person. This confirms that the intended equipment is intended for the insured person.